

ICEBREAKERS IN THE WORKPLACE

By Dariusz Sławek

INTRODUCTION TO WORKPLACE ICEBREAKERS

- Definition of icebreakers: Activities or strategies that encourage open communication and build rapport.
- Why breaking the ice is essential in professional settings: Helps create a comfortable and inclusive environment.
- Overview of what will be covered in the presentation: techniques, benefits, and best practices.

THE IMPORTANCE OF BUILDING CONNECTIONS

- Strong interpersonal connections lead to better collaboration and teamwork.
- Improved communication reduces misunderstandings and conflicts.
- Enhances the overall workplace atmosphere by making people feel included.



BENEFITS OF ICEBREAKERS FOR TEAM COLLABORATION

- Increases employee engagement by fostering a sense of belonging.
- Encourages cross-departmental collaboration, promoting a wider network within the company.
- Builds trust and reduces communication barriers between colleagues.
- Sparks creativity and opens up channels for innovation through team bonding.

WHEN TO BREAK THE ICE: KEY SITUATIONS

- **Onboarding new employees:** Help new hires feel comfortable and part of the team.
- **Team-building sessions:** Promote stronger relationships among employees.
- **Kick-off meetings:** Start projects with enthusiasm and open communication.
- **Social events and networking sessions:** Facilitate smoother introductions and conversations.

TYPES OF ICEBREAKERS: FORMAL VS INFORMAL

Formal Icebreakers:


- Structured activities such as games, introductions, or team-building exercises.
- Often used in meetings, training sessions, or events.

Informal Icebreakers:

- Casual conversations, coffee chats, or impromptu discussions.
- Effective in smaller, more relaxed settings like lunch breaks.

FORMAL ICEBREAKERS

- Two Truths and a Lie
- Personal Artifact
- Speed Networking
- Human Bingo
- One-Word Icebreaker
- Goal Sharing





INFORMAL ICEBREAKERS

- Weekend Catch-Up
- Coffee/Tea Break Conversations
- Pet Photos
- Fun Fact Round
- Where Are You From?
- Today's Mood in an Emoji

STARTING
CONVERSATIONS
WITH NEW
COLLEAGUES

- Introduce yourself in a friendly yet professional manner.
- Use open-ended questions to encourage dialogue (e.g., “What projects are you working on?”).
- Share something about yourself to build rapport.
- Recognize body language and adjust your approach accordingly.

OVERCOMING SOCIAL ANXIETY IN THE WORKPLACE

- Normalize that many people feel anxious in new social settings.
- Techniques for managing anxiety: deep breathing, preparing topics, or finding a quiet moment.
- Start small: engage in one-on-one conversations or with familiar colleagues.
- Create a routine that includes regular interactions to ease the anxiety over time.



NON-VERBAL CUES: A KEY TO COMFORT


- Importance of positive body language: smiles, eye contact, and open posture.
- Mirroring others' body language to create comfort and familiarity.
- Recognizing cues of discomfort in others and adjusting your approach (e.g., giving space).
- Non-verbal communication enhances verbal communication, making others feel more at ease.

ACTIVE LISTENING: A VITAL SKILL

- Show interest by asking follow-up questions.
- Maintain eye contact and nod to demonstrate engagement.
- Avoid interrupting the speaker and give them space to express themselves.
- Summarize what the other person says to show you are paying attention.

CREATING A WELCOMING ENVIRONMENT

- Establish an inclusive environment where everyone feels they can participate.
- Provide clear guidelines for any formal icebreakers so participants know what to expect.
- Encourage a non-judgmental atmosphere to promote openness and comfort.
- Leadership plays a role in modeling inclusivity and welcoming behavior.



GROUP ICEBREAKERS FOR TEAM MEETINGS

- Fun, structured activities like “Two Truths and a Lie” or “Icebreaker Bingo.”
- Problem-solving games to build teamwork and trust (e.g., escape room challenges).
- Discussion prompts that encourage everyone to share (e.g., “What was your highlight of the week?”).
- Tailor the icebreaker to the group’s size and familiarity with one another.

ONE-ON-ONE ICEBREAKER TECHNIQUES

- Use simple, non-threatening conversation starters (e.g., “How did you find this job?”).
- Focus on the other person’s interests: hobbies, travel, or professional goals.
- Personal anecdotes that make the conversation more relatable.
- Maintain a balance between personal and professional topics.



CULTURAL SENSITIVITY IN WORKPLACE ICEBREAKERS

- Respect different cultural norms and values when initiating conversations or activities.
- Avoid topics that might be uncomfortable or unfamiliar to colleagues from different backgrounds.
- Encourage inclusivity by choosing neutral, universally appealing topics.
- Be open to learning about cultural differences and adjusting communication styles accordingly.

BODY LANGUAGE AND ITS ROLE IN ICEBREAKING

- Positive gestures like nodding, smiling, and open posture encourage communication.
- Avoid closed-off or defensive stances (e.g., crossed arms or avoiding eye contact).
- Mirror the body language of your conversation partner to create rapport.
- Observe others' body language to gauge their comfort level and adapt your approach.

HUMOR: WHEN AND HOW TO USE IT

- Humor can lighten the mood and make interactions feel more relaxed.
- Know your audience: avoid jokes that might be offensive or inappropriate.
- Self-deprecating humor can break tension without making others uncomfortable.
- Keep humor light and inclusive to ensure it benefits the conversation.



THE POWER OF OPEN-ENDED QUESTIONS

- Open-ended questions (e.g., “What’s your opinion on...?”) invite more detailed responses.
- Encourages the speaker to share more about themselves and opens dialogue.
- Shows genuine interest in the conversation.
- Helps steer the conversation in a productive and engaging direction.



SHARED INTERESTS: FINDING COMMON GROUND

- Explore common hobbies, favorite books, movies, or interests.
- Leverage work-related interests (e.g., passion for a particular project or industry).
- Shared experiences create lasting bonds (e.g., similar career paths or challenges).
- Once common ground is found, it's easier to sustain the conversation.

ICEBREAKERS FOR REMOTE TEAMS

- Virtual icebreaker games like “Two Truths and a Lie” or “Online Trivia.”
- Polls, quizzes, or quick rounds of introductions during video meetings.
- Encouraging team members to share a personal story or highlight.
- Using breakout rooms for small group conversations in virtual meetings.

BREAKING THE ICE IN VIRTUAL MEETINGS

- Greet everyone warmly and use video to increase the personal touch.
- Ask team members to share something light or non-work related.
- Engage the team with polls, reactions, or fun questions during the meeting.
- Keep it short and simple to avoid overwhelming participants.

EFFECTIVE FOLLOW-UP AFTER ICEBREAKERS

- Reconnect with people you met during the icebreaker to build lasting connections.
- Follow-up can be as simple as a casual conversation or an email.
- Ask for feedback about the icebreaker, especially if it was a formal session.
- Use the icebreaker as a stepping stone to further collaboration.


HOW TO ENCOURAGE PARTICIPATION

- Create a safe space where everyone feels comfortable contributing.
- Use inclusive language and ensure no one is left out of conversations.
- Offer a variety of icebreaker formats to accommodate different personalities.
- Lead by example: if you participate enthusiastically, others will follow suit.



NAVIGATING AWKWARD MOMENTS

- Handle awkward silences with patience, offering prompts if needed.
- Redirect uncomfortable topics in a polite and professional manner.
- Use humor (when appropriate) to ease tension.
- Focus on creating a relaxed, judgment-free zone where mistakes are accepted.



BUILDING LONG-TERM PROFESSIONAL RELATIONSHIPS

- Icebreakers are a starting point, but follow-up actions are key.
- Nurture connections with regular check-ins and updates.
- Collaborate on projects and initiatives to strengthen the bond.
- Be genuine and consistent in your interactions.



SUSTAINING WORKPLACE CONNECTIONS

- Organize periodic team-building activities to maintain rapport.
- Encourage open communication channels (e.g., chat groups or regular meet-ups).
- Celebrate team achievements and personal milestones to keep the bond strong.
- Stay approachable and open to new interactions.



YOUR QUESTIONS

The floor is now open for all questions and inquiries in regards to the topic at hand. Feel free to ask me about any slides or details in the presentation!