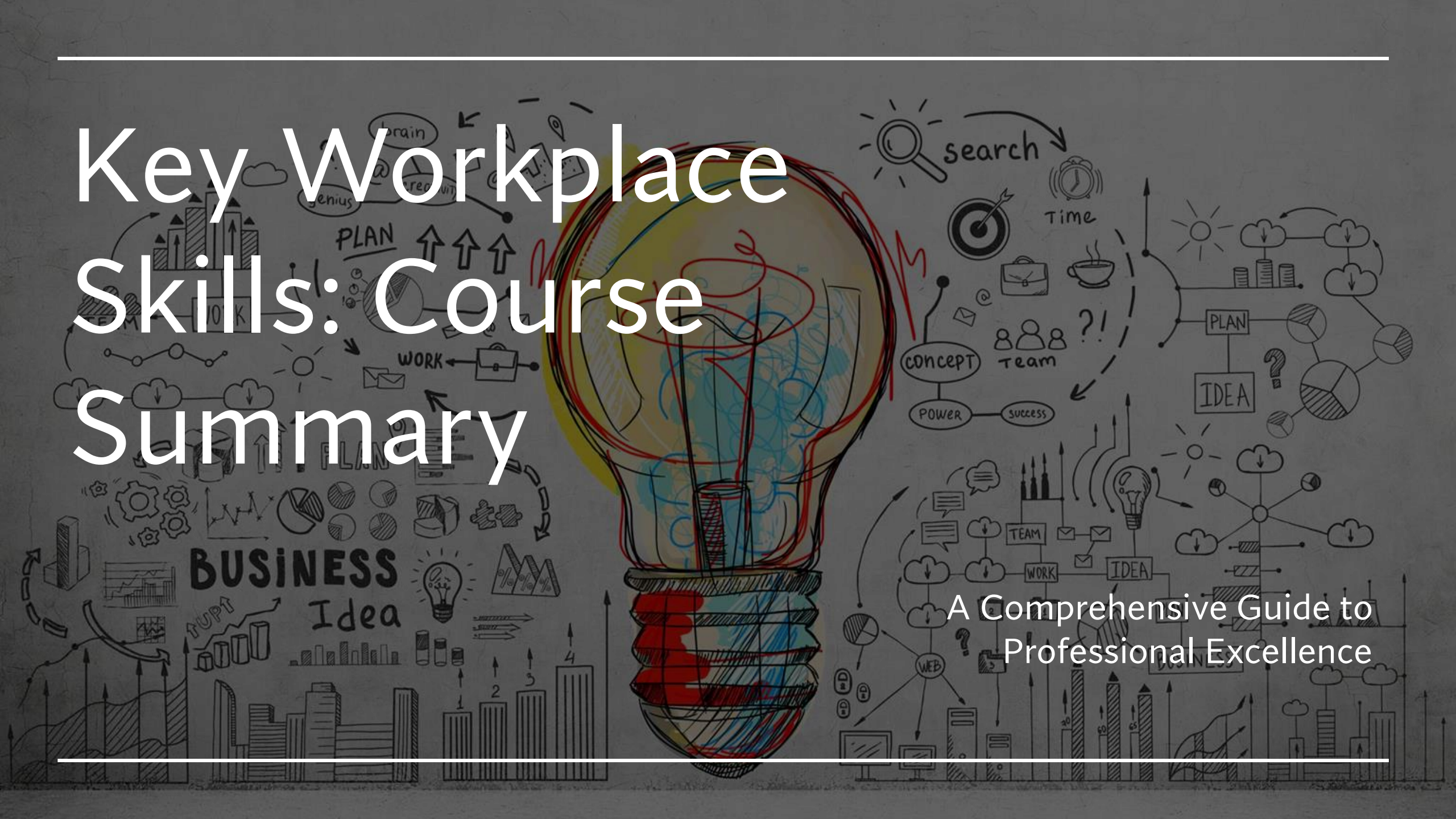


---

# Key Workplace Skills: Course Summary



A Comprehensive Guide to Professional Excellence

---

---

# Purpose of a CV

- Showcase skills, experience, and achievements effectively to potential employers.
  - Tailor content to align with the job description and company culture.
  - Create a strong first impression to stand out among applicants.
  - Serve as a personal marketing tool.
-

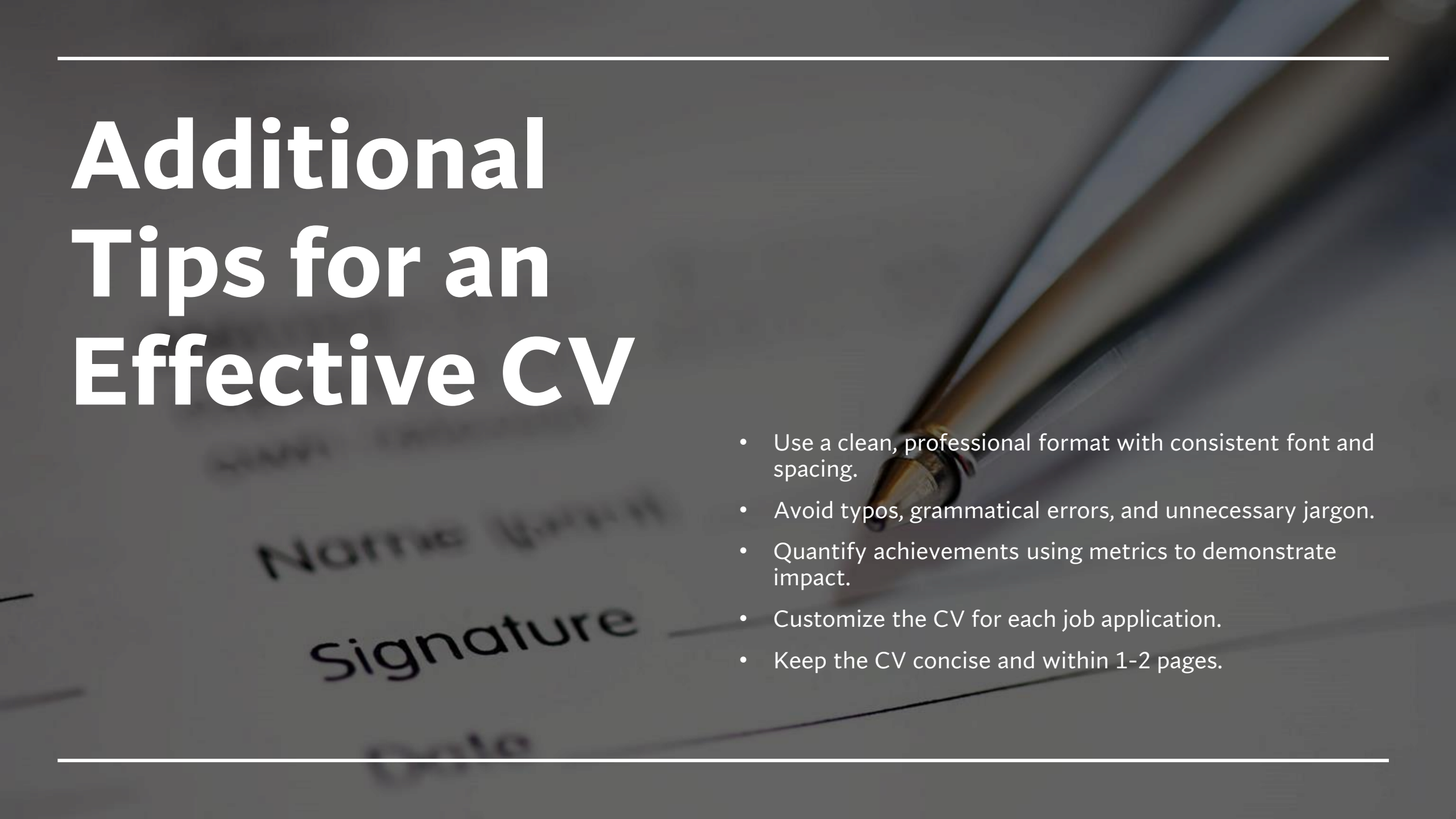
---

# Key Components of a CV

- **Contact Information:** Ensure it is up-to-date and professional.
  - **Personal Statement:** Write a brief, impactful summary of your goals and skills.
  - **Work Experience:** Highlight relevant roles, achievements, and responsibilities with measurable results.
  - **Education:** Focus on academic qualifications and certifications.
  - **Skills and Certifications:** Showcase technical and soft skills relevant to the job.
-

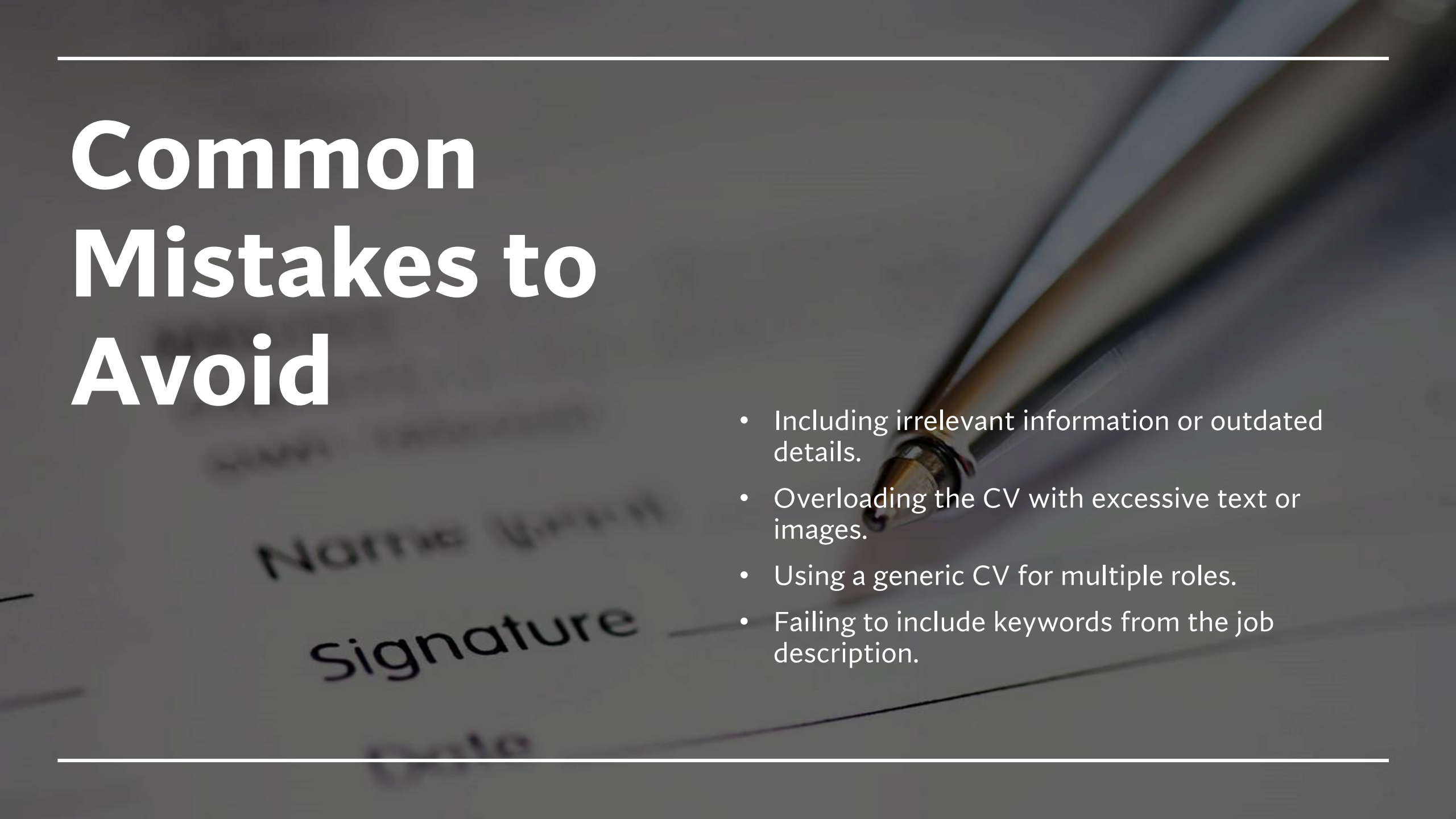
---

# Additional Tips for an Effective CV

- 
- Use a clean, professional format with consistent font and spacing.
  - Avoid typos, grammatical errors, and unnecessary jargon.
  - Quantify achievements using metrics to demonstrate impact.
  - Customize the CV for each job application.
  - Keep the CV concise and within 1-2 pages.
-

---

# Common Mistakes to Avoid

- 
- Including irrelevant information or outdated details.
  - Overloading the CV with excessive text or images.
  - Using a generic CV for multiple roles.
  - Failing to include keywords from the job description.
-

---

# Importance of Professional Emails

- Essential for maintaining professionalism in workplace communication.
  - Helps create clarity, build trust, and foster respect.
  - Represents both personal and organizational reputation.
  - Sets the tone for collaboration and problem-solving.
-

# Structure of a Professional Email

- Subject Line: Make it concise, specific, and actionable.
- Greeting: Use formal and context-appropriate salutations (e.g., "Dear" or "Hello").
- Body: Be clear, organized, and action-oriented with well-defined points.
- Closing: End with polite phrases (e.g., "Best regards" or "Sincerely") and include a signature.
- Attachments: Mention and appropriately name any included files.

---

# Email Best Practices

- Avoid overly casual language or emojis in formal contexts.
  - Proofread for typos, grammar, and tone before sending.
  - Use a professional email address, especially for external communication.
  - Be concise but complete, addressing all necessary details.
  - Respond promptly and acknowledge receipt when appropriate.
-

---

# Common Pitfalls and Solutions

- Pitfall: Writing vague subject lines.
  - Solution: Use specific and meaningful subjects.
  - Pitfall: Overloading emails with too much information.
    - Solution: Keep emails focused and concise.
    - Pitfall: Forgetting to attach files.
  - Solution: Attach files before writing the email body.
-

---

# Importance of Negotiation Skills



- Achieve mutually beneficial outcomes through collaborative discussions.
  - Build professional relationships and trust in the workplace.
  - Navigate conflicts and find effective resolutions.
  - Advance personal and organizational goals.
-

---


# Key Negotiation Strategies



- Preparation: Research and know your objectives, as well as the other party's needs.
  - Communication: Use clear, confident, and persuasive language.
  - Active Listening: Pay attention to the other party's concerns and adjust your approach.
  - Win-Win Solutions: Focus on finding outcomes beneficial for all parties involved.
-

---

# Handling Challenges During Negotiations

- 
- Stay calm under pressure and avoid emotional reactions.
  - Address objections with logical reasoning and evidence.
    - Reframe negative statements into constructive opportunities.
  - Recognize when to walk away if an agreement isn't feasible.
-

---

# Common Pitfalls and How to Avoid Them

- Pitfall: Avoiding confrontation or tough discussions.
  - Solution: Be respectful but assertive.
- Pitfall: Overlooking preparation and research.
- Solution: Spend time understanding all variables and scenarios.
  - Pitfall: Rushing to accept the first offer.
- Solution: Counteroffer and explore alternative solutions.

# Why Breaking the Ice Matters

- Builds trust and rapport among team members.
- Encourages collaboration and improves group dynamics.
- Reduces workplace tension and creates a welcoming atmosphere.
- Promotes open communication and a positive work culture.

---

# Ice-Breaking Strategies

- Use light, inclusive humor to ease tension.
  - Share appropriate personal anecdotes to create connection.
  - Organize informal team-building activities or casual events.
  - Initiate "get-to-know-you" conversations to uncover common interests.
-

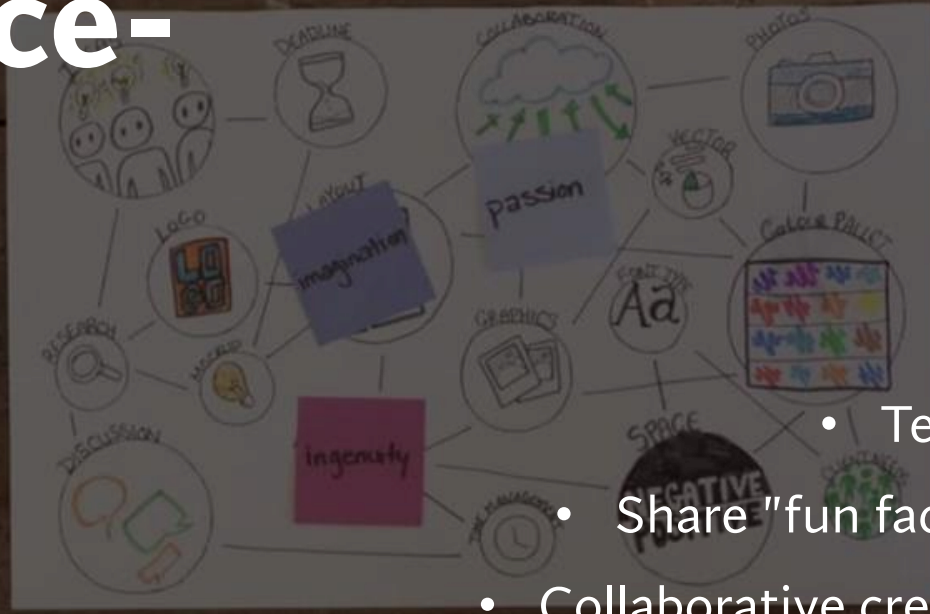
---

# Best Practices for Workplace Conversations

- Avoid sensitive or controversial topics (e.g., politics or religion).
  - Ask open-ended questions to show genuine interest in others.
    - Listen actively and respond thoughtfully to contributions.
  - Create opportunities for quieter team members to participate.
-

---

# Examples of Successful Ice-Breaking Activities



- Team trivia games or quizzes.
  - Share "fun fact" rounds during meetings.
  - Collaborative creative tasks (e.g., drawing or building challenges).
  - Casual coffee chats or lunches.
-

---

# Benefits of Effective Brainstorming

- Encourages innovative and out-of-the-box thinking.
    - Promotes teamwork by leveraging diverse perspectives.
  - Enhances problem-solving efficiency and creativity.
  - Fosters a culture of open collaboration and inclusion.
-

---

# Techniques for Successful Brainstorming



- Mind Mapping: Visualize ideas and their connections.
  - Round-Robin Discussions: Ensure everyone's ideas are heard.
  - Focused Ideation Sessions: Target specific challenges or goals.
  - Reverse Brainstorming: Identify potential problems to prevent.
-

# Facilitating Productive Brainstorming

- Clearly define the purpose and goals of the session.
- Create a safe space for participants to share without judgment.
- Use tools like sticky notes, whiteboards, or digital platforms to document ideas.
- Assign roles, such as a facilitator and a note-taker, for efficiency.

---

# Overcoming Brainstorming Challenges




- Challenge: Dominant participants overshadowing others.
    - Solution: Use structured turns or anonymous idea submission.
  - Challenge: Lack of focus.
    - Solution: Set time limits and keep discussions on track.
  - Challenge: Idea stagnation.
    - Solution: Introduce creative prompts or examples.
-

---

# What is Active Listening?



- A communication technique involving full concentration on the speaker.
  - Demonstrates understanding through verbal and non-verbal cues.
  - Builds trust and respect by validating the speaker's thoughts.
  - Encourages productive and meaningful dialogue.
- 
-

---

# Benefits of Active Listening



- Strengthens interpersonal relationships and team cohesion.
  - Enhances clarity by reducing misunderstandings.
    - Increases empathy and understanding in the workplace.
  - Helps in conflict resolution by addressing concerns effectively.
-

---

# Techniques for Active Listening

- Maintain eye contact and use positive body language.
  - Reflect and paraphrase the speaker's points to show comprehension.
  - Ask open-ended and clarifying questions to deepen understanding.
  - Avoid interrupting or jumping to conclusions.
-

# Practical Applications

- Use active listening during performance reviews to address employee concerns.
- Implement it in team meetings to ensure everyone's input is considered.
- Apply it in client interactions to build stronger relationships.
- Practice during conflict resolution sessions to foster mutual respect.

# Importance of Asking Questions

- Ensures accurate understanding of tasks, goals, and expectations.
- Demonstrates proactive engagement in workplace discussions.
- Builds a collaborative atmosphere by encouraging dialogue.
- Reduces errors by clarifying uncertainties.

---

# Techniques for Posing Effective Questions

- Be specific and concise in framing your questions.
  - Use open-ended questions to gather detailed insights.
  - Ask follow-up questions to deepen understanding.
    - Avoid leading or biased questions to ensure objectivity.
-

# When to Ask for Clarification

- During meetings when instructions are unclear.
- Before deadlines to confirm task expectations.
- In written communications, such as emails or reports.
  - When encountering conflicting or vague information.

# Benefits of Professional Questioning

- Encourages knowledge-sharing among team members.
  - Enhances decision-making through well-informed discussions.
  - Builds confidence in understanding complex topics.
  - Strengthens trust by showing a commitment to thoroughness.
-

---

# Importance of Cultural Awareness



- Promotes inclusivity and respect in a diverse workplace.
  - Reduces misunderstandings stemming from cultural differences.
  - Enhances teamwork by valuing varied perspectives.
  - Builds stronger relationships with global clients or colleagues.
-

---

# Recognizing Cultural Differences



- **Communication Styles:** Variations in directness, tone, and non-verbal cues.
  - **Workplace Norms:** Differences in attitudes toward hierarchy, punctuality, and collaboration.
  - **Decision-Making:** Preferences for individual vs. group-oriented approaches.
  - **Conflict Resolution:** Cultural variations in addressing disagreements.
-

---

# Strategies for Cultural Awareness

- **Education:** Learn about the cultural backgrounds of team members.
  - **Adaptability:** Adjust communication and behavior to suit diverse needs.
  - **Empathy:** Show understanding and respect for differing perspectives.
  - **Open Dialogue:** Encourage discussions about cultural preferences and needs.
-

---

# Benefits of Cultural Awareness

- Fosters innovation through diverse ideas and approaches.
  - Improves employee satisfaction and retention by creating an inclusive environment.
    - Enhances global business opportunities by understanding client cultures.
  - Strengthens collaboration in multicultural teams by minimizing conflicts.
-

---

# Thank You For Your Attention

I will now answer any and all  
questions regarding today's topic.

---